

KNOW WHAT MATTERS

Planned knee and hip surgeries rising in the U.S.

Powered by our Blue Cross Blue Shield, The Health of America Report® Series, we built this infographic to help you explore trends in cost and incidence for elective or planned knee and hip replacements. Knowing these insights could mean higher quality healthcare and significant cost savings for your organization and employees.



DATA IS FROM EXAMINING THE MEDICAL CLAIMS OF

49M

ADULT BCBS COMMERCIALY INSURED MEMBERS

2017 TRENDS

Incidence and cost of care for planned knee and hip replacement procedures



\$25B

SPENT ON ALL PLANNED ORTHOPEDIC PROCEDURES FOR COMMERCIALY INSURED BCBS MEMBERS

↑44%

INCREASE IN COST IS LARGELY DUE TO THE RISE IN REPLACEMENT PROCEDURES AMONG AMERICANS AGES 35-64 (2010-2017)

242K

ADULT BCBS MEMBERS UNDER THE AGE OF 65 UNDERWENT A PLANNED KNEE OR HIP REPLACEMENT

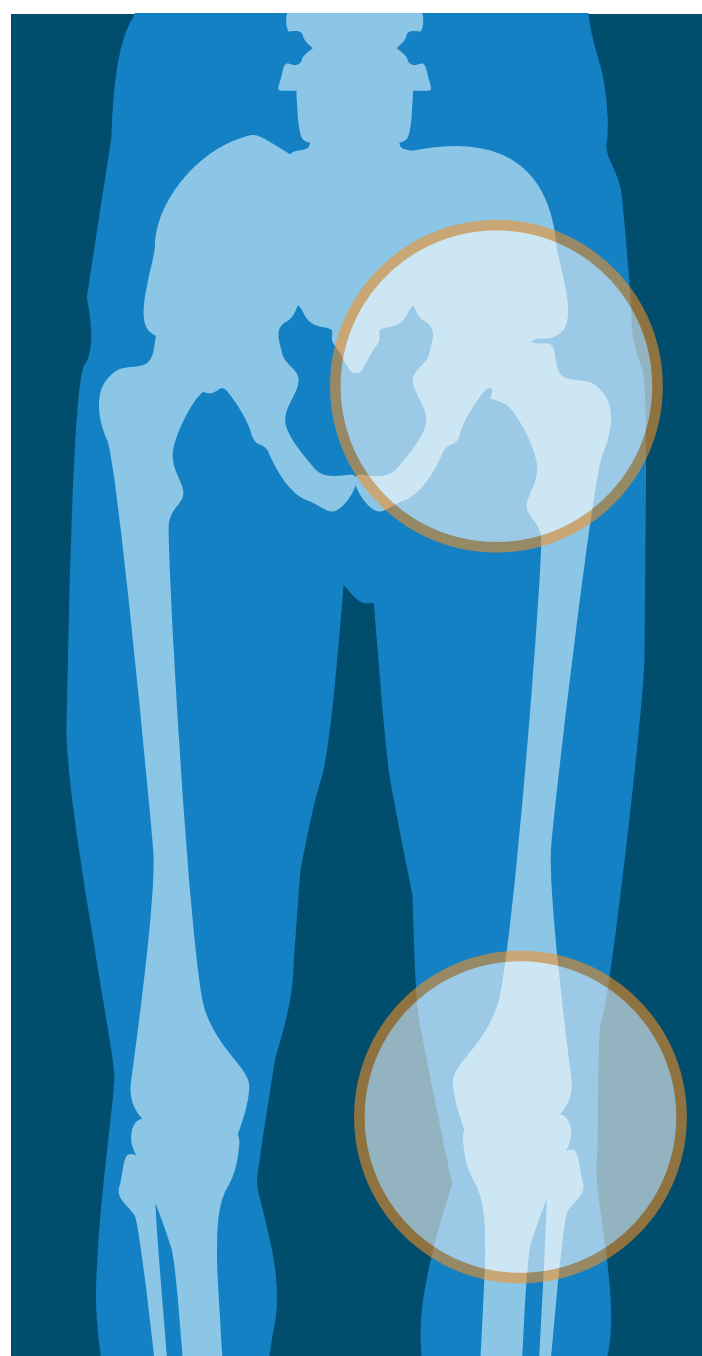
INCREASE IN KNEE AND HIP REPLACEMENTS (2010-2017)

PLANNED HIP REPLACEMENTS **INCREASED 33%**

PROCEDURE'S COST **INCREASED 5%**

PLANNED KNEE REPLACEMENTS **INCREASED 17%**

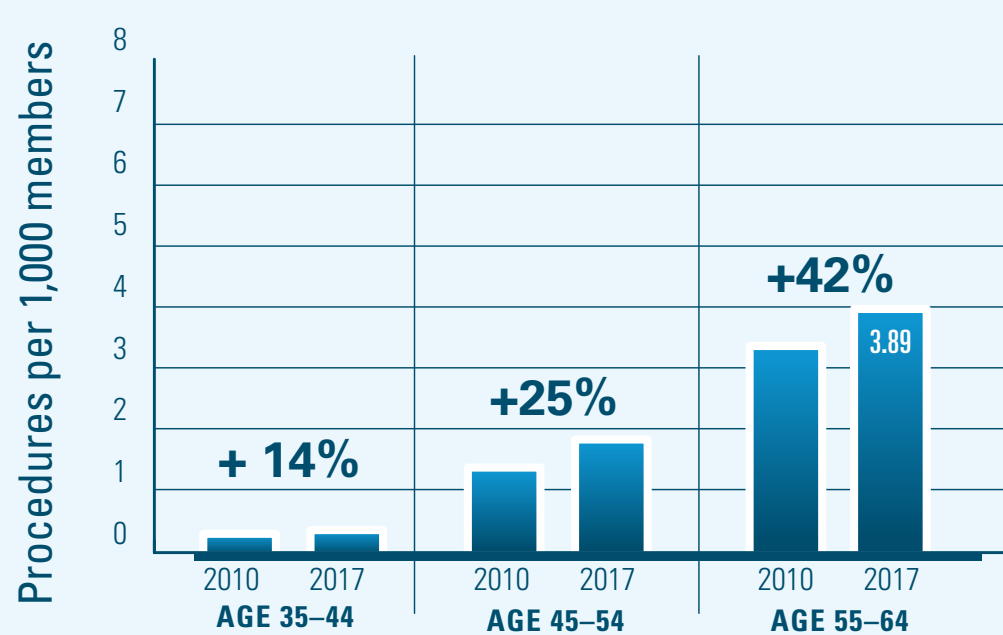
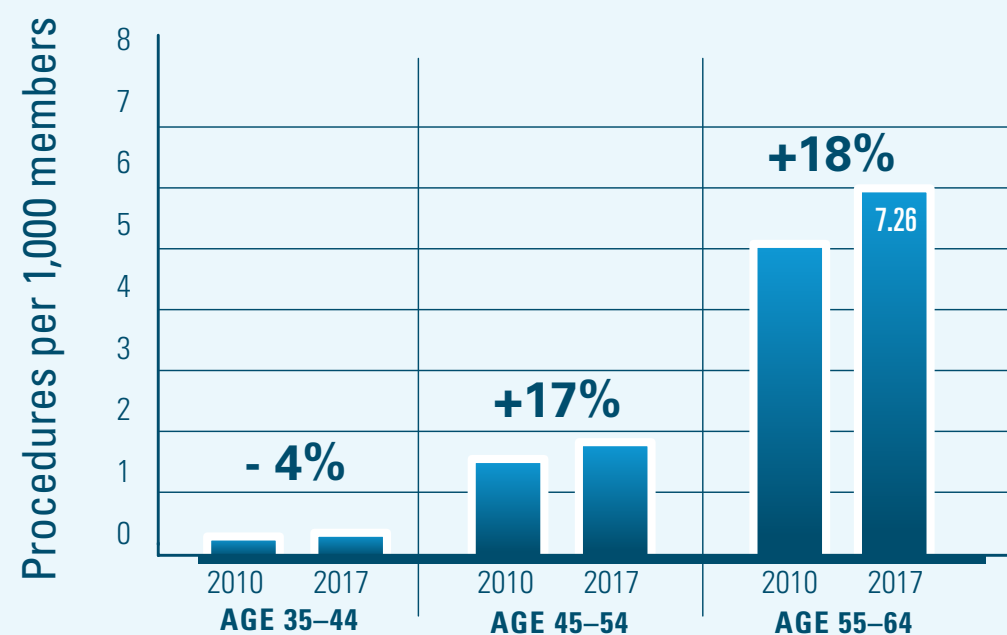
PROCEDURE'S COST **INCREASED 6%**



INCREASE IN PROCEDURES FOR 35-64 YEAR-OLDS IS DRIVING COST

PLANNED KNEE REPLACEMENTS

PLANNED HIP REPLACEMENTS



KEY CONSIDERATIONS

- How common are knee and/or hip procedures across your workforce? Has it been steady over recent years?
- How much of your medical spend is related to these procedures? Has that also changed in recent years? What's your annual trend?
- How do your orthopedic procedure and spending growth rates compare with the national averages called out in this infographic?

We're here to help answer all your questions regarding cost control and orthopedic care. Visit smarterbetterhealthcare.com to contact your local BCBS company and to read the full eBook, *Controlling Cost as Orthopedic Procedures Rise*.